

# 2018 Spring Compulsory State

## Meet Results





Apr 20-22, 2018

Page: 1  
Printed: 4/23/2018 3:08:40 PM

Women / 3 / Jr C

Session: 2,3,4,5

Judge's Signatures

Rank	Num	Name	Gym					AA
1	3118	Emma Lavelle	OGA	9.300 10	9.600 1	9.375 3	9.125 5	37.400 1
2	3188	Jadeyn Cooper	Rigert	9.550 2	9.200 5	9.175 5T	9.425 2	37.350 2
3	3040	Sydney Barker	Flightschool	9.500 3T	8.900 10	9.400 1T	9.450 1	37.250 3
4	3123	Annika Andrea	OMEGA	9.500 3T	9.275 2	8.900 10T	9.250 3	36.925 4
5	3121	Elissa Schaeffer	OGA	9.625 1	9.050 7	9.325 4	8.875 9	36.875 5
6T	3246	Kimbria McDowell	Team Matrix	9.500 3T	9.000 8	9.400 1T	8.950 8	36.850 6T
6T	3143	Charlotte McNulty	OOA	9.450 6	9.250 3	8.950 8T	9.200 4	36.850 6T
8	3051	Quinn Pruitt	Flightschool	9.350 9	9.225 4	9.175 5T	8.600 13T	36.350 8
9	3272	Kaia Eichenbusch	Umpqua Valley	9.400 7T	8.800 12	8.750 13T	9.075 6	36.025 9
10	3015	Alianna Diaz	Athletic Edge	9.400 7T	8.350 17	9.025 7	9.050 7	35.825 10
11	3190	Mia Decker	Rigert	9.075 15	8.950 9	8.900 10T	8.725 10	35.650 11
12	3259	Abbigail Turner	Top Flyte	8.950 16T	9.100 6	8.950 8T	8.600 13T	35.600 12
13	3275	Andi Hummel	Umpqua Valley	9.100 14	8.450 15T	8.800 12	8.575 15	34.925 13
14	3228	Emily Schreiner	Salem Gym	8.750 19	8.850 11	8.275 17	8.700 11	34.575 14
15	3278	Kaia Pinsondumm	Umpqua Valley	8.850 18	8.450 15T	8.750 13T	8.450 16	34.500 15
16	3142	Paige McNulty	OOA	8.950 16T	8.525 14	8.325 15	8.675 12	34.475 16
17	3005	Natalie Hung	Ashland Family YMCA	9.200 13	8.600 13	8.300 16	8.350 17	34.450 17
18	3201	June Durandeu	Riptide	9.275 11	8.250 18	7.900 18	8.075 18	33.500 18
19	3009	Avery Wismar	Ashland Family YMCA	9.250 12	7.750 19	7.700 19	7.000 19	31.700 19
20	3179	Kayla Manley	Redmond Gymnastics	0.000 20	0.000 20	0.000 20	0.000 20	0.000 20